

Deposit to earn rewards

Sign up and deposit to receive up to **10,055 USDT** in bonuses.
Exclusive for new users only.

Get it now

[PDF Database Document] - BTCC Cryptocurrency Exchange

Original:

<https://www.btcc.com/en-US/academy/research-analysis/bittensor-tao-price-prediction-202420252030-is-tao-a-good-investment>

Bittensor (TAO) Price Prediction 2024,2025,2030- Is TAO a Good Investment?

Key takeaways:

- By the end of 2024, bittensor prices are expected to reach a peak of \$439.01 on forecasts.
- TAO will average \$1,342 in 2027 and range between \$1,306 and \$1,538.
- The average price of TAO in 2030 will be \$4,280, with a range of \$4,134 to \$4,910.

Blockchain technology and artificial intelligence are combined in the decentralised network known as Bittensor. Proof of Learning (PoL) is used to ensure that nodes deliver trustworthy AI models while maintaining user privacy. The decentralised AI ecosystem's use cases are expanded by its native token and cross-chain compatibility, TAO, which promotes collaboration.

Because it ensures that only nodes with successful artificial intelligence models receive rewards, the PoL consensus approach used by TAO is revolutionary. It maintains excellent performance and encourages the development of strong artificial intelligence technology within the network. Bittensor incentivizes node operators and AI developers with its cryptocurrency token, TAO. The token economy has made the network's community livelier and more involved, which fosters innovation and cooperation.


What's in store for the rest of 2024 and beyond for the decentralised machine learning network Bittensor, powered by artificial intelligence, and its token TAO? Now let's look at the technical analysis and price projection for TAO.

[TRADE_PLUGIN]BTCUSDT,ETHUSDT[/TRADE_PLUGIN]

Bittensor (TAO) Overview

Cryptocurrency	Bittensor
Ticker	TAO
Current price	\$560
Market cap	\$4,052,293,778
Trading volume	\$317,402,741
Circulating supply	7,380,936 TAO
All-time low	\$30.83 on May 14, 2023
All-time high	\$757.60 on Mar 07, 2024
24-hour low	\$448.22
24-hour high	\$579.68

[TRADE_PLUGIN]BTCUSDT,ETHUSDT[/TRADE_PLUGIN]



[Download App for Android](#)

[Download App for iOS](#)

Bittensor (TAO) Price History

On March 6, 2023, the Bittensor network introduced the TAO token, which had an opening price of \$93.4. The price of TAO dropped below its initial offering price, into the \$76 range, within a week of its launch.



As of the beginning of April 2024, the price of TAO had dropped to \$47, a 50% loss.

The TAO price dropped even lower to \$30.83 in May, but it began to rise again, albeit only to \$63 by the month's end. Before falling again in August 2024, TAO made a full recovery, reaching \$86.18, which was slightly less than its initial price.

Up until October, TAO fluctuated at \$54, but then it began to surge. November 2023 saw TAO in the \$95 area, while December 15 saw a top of \$379.

Before exploding to a record high of \$757.60 on March 7, 2024—its highest price paid—TAO stayed in a slump until mid-January 2024. Bittensor TAO's value plummeted to \$522 by April 2024, a further loss of over 25%.

The token maintained a range of lows and highs during May, June, and July, peaking at \$216 at the beginning of July.

On July 19, 2024, TAO surged to \$357, but by the end of August 2024, it had fallen down to \$281. At the beginning of September, the coin was trading near the \$265 area.

[TRADE_PLUGIN]BTCUSDT,ETHUSDT[/TRADE_PLUGIN]

Bittensor (TAO) Price Analysis

Summary:

- The price analysis of Bittensor indicates a positive trend at \$560.
- Throughout the day, cryptocurrency recovered up to 18.97%.
- TAO bulls next aim for the \$626 barrier level.

TAO/USD 1-day chart analysis:

The Bittensor coin price chart for the past day shows a rising trend. While market sentiment is generally bullish, it soared above \$560 during the day. It has been rising above its moving average, which is indicative of a positive trend.

The Bollinger bands indicate the level of market volatility. Enhanced market volatility is being suggested by the rapid expansion of this region at present. Since the price has soared over it, the upper edge of the Bollinger bands indicator serves as support at \$500.23. The Bollinger Bands indicator's lower side, which provides the most robust support, is at \$153.22.



The RSI indicator indicates that the market is overbought. In the last day, it increased to 83.50. The relative strength index (RSI) graph shows a bullish trend with a steep rising curve. In the previous week, the cryptocurrency has made a large profit due to the fast acceleration of buying activities. Be that as it may, the indicator is always ready to issue a sell signal.

TAO/USD 4-hour chart analysis

A positive trend was validated by Bittensor's four-hour price study. Bittensor is worth \$558.49, according to the chart. On the four-hour price chart, green candlesticks indicate strong purchasing interest. On the other hand, selling pressure indicators have shown up, which, along with rising volatility, could mean a turnaround is on the horizon.



On the hourly chart, the gap between the Bollinger bands is growing, which is causing volatility to increase. The increased volatility suggests that market unpredictability is on the rise. To add insult to injury, \$549 is the support level where the Bollinger bands indicator begins to converge. Alternatively, \$363.86 is the lowest point of the Bollinger bands indicator, which acts as the strongest potential support.

Over the last several days, the relative strength index (RSI) has been moving in an overbought trend, reflecting the increasing strength of the bullish momentum. With a current level of 84 and further higher movement, this indicates a bullish control. Since the bullish momentum is still very strong, this rising action implies that buying is picking up speed. This means that the market is stable and that the coin is doing very well.

[TRADE_PLUGIN]BTCUSDT,ETHUSDT[/TRADE_PLUGIN]



[Download App for Android](#)

[Download App for iOS](#)

Bittensor (TAO) Technical Analysis

Metric	Value
Volatility (30-day variation)	17.69%
50-day SMA	\$ 300.08
200-day SMA	\$ 421.03
Sentiment	Bullish
Fear and greed index	50 (Neutral)
Green days	15/30 (50%)

[TRADE_PLUGIN]BTCUSDT,ETHUSDT[/TRADE_PLUGIN]

Bittensor technical indicators: SMA and EMA

Daily simple moving average (SMA)

Period	Value (\$)	Action
--------	------------	--------

SMA 3	273.76	BUY
SMA 5	273.07	BUY
SMA 10	302.99	SELL
SMA 21	299.82	SELL
SMA 50	300.08	SELL
SMA 100	307.48	SELL
SMA 200	421.03	SELL

Daily exponential moving average (EMA)


Period	Value (\$)	Action
EMA 3	298.52	SELL
EMA 5	294.28	SELL
EMA 10	288.60	SELL
EMA 21	287.13	SELL
EMA 50	295.18	SELL
EMA 100	324.37	SELL
EMA 200	344.63	SELL

[TRADE_PLUGIN]BTCUSDT,ETHUSDT[/TRADE_PLUGIN]

Bittensor (TAO) Price Prediction September 2024

Mini bullish momentum will resume with a breach of resistance and \$286.7 as the next objective. This month, it's expected to average \$276.3, and if things go south, TAO may hit a low of \$261.2.

Month	Potential low (\$)	Potential average (\$)	Potential high (\$)
September	261.2	276.3	286.7



[Download App for Android](#)

[Download App for iOS](#)

Bittensor (TAO) Price Prediction 2024

Mini bullish momentum will resume with a breach of resistance and \$286.7 as the next objective. This month, it's expected to average \$276.3, and if things go south, TAO may hit a low of \$261.2.

Year	Potential low (\$)	Potential average (\$)	Potential high (\$)
2024	394.87	412.87	439.01

Bittensor (TAO) Price Prediction 2025-2030

Year	Potential low (\$)	Potential average (\$)	Potential high (\$)
2025	\$590.97	\$611.62	\$686.05
2026	\$875.46	\$906.04	\$1,004
2027	\$1,306	\$1,342	\$1,538
2028	\$1,916	\$1,969	\$2,243
2029	\$2,819	\$2,917	\$3,384
2030	\$4,134	\$4,280	\$4,910

[TRADE_PLUGIN]BTCUSDT,ETHUSDT[/TRADE_PLUGIN]



[Download App for Android](#)


[Download App for iOS](#)

Bittensor (TAO) Price Prediction 2025

The highest price predicted for Bittensor in 2025 is \$686.05. Over the course of the year, TAO will range from an average price of \$611.62 to a low of \$590.97.

Bittensor (TAO) Price Prediction 2026

More positive momentum is anticipated for TAO in 2026. Bittensor predicts that the price will be \$906.04 on average, with a range of \$875.46 to \$1,004.



[Download App for Android](#)

[Download App for iOS](#)

Bittensor (TAO) Price Prediction 2030

Bittensor is expected to be priced between \$4,134 and \$4,910 in 2030, with an average forecasted price of \$4,280.

[TRADE_PLUGIN]BTCUSDT,ETHUSDT[/TRADE_PLUGIN]

Bittensor (TAO) Price Prediction: Analysts and Experts

Platform	2024	2025
Digitalcoinprice	\$659.23	\$767.90
Coincodex	\$ 756.20	\$ 1,448.03



[Download App for Android](#)

[Download App for iOS](#)

Is Bittensor (TAO) a Good Investment?

An increasing number of crypto investors are showing interest in TAO, a useful coin, as its price rises. Regardless, like all cryptocurrencies, the coin is subject to volatility and uncertainty. From 2024 to 2030, we project the price of Cryptopolitan.

Analysis of Bittensor's price for the day lends credence to an optimistic prediction. With today's huge boost, the coin's value has risen to \$560. Consequently, the cryptocurrency's entire recovery has been over 18%. Talking about the four-hour price analysis, it also predicts that the cryptocurrency will be under heavy buying pressure. As the upward wave of sentiment continues to build, price charts and technical indicators continue to provide investors with positive signals.

[TRADE_PLUGIN]BTCUSDT,ETHUSDT[/TRADE_PLUGIN]

Recent Updates on Bittensor (TAO)

- The much-anticipated \$550 barrier was finally broken by TAO after months of trading below that level. A supportive speech by US Vice President Kamala Harris at a Wall Street fundraiser regarding bitcoin and artificial intelligence (AI) started the climb. Learn more about it at this [link](#).
- For TAO coins, the Opentensor Foundation has offered ledger support. Users will be able to stake their tokens and keep them secure on the blockchain.

☐ Secure your TAO with ease!

The [@opentensor](#) foundation just announced Ledger support for [\\$TAO](#), allowing users to keep their TAO staked while securing it with Ledger's trusted hardware.

This is a huge step forward for the Bittensor network's security and accessibility. Don't...
<https://t.co/HUWcutoIbK>

— tao.bot (τ, τ) (@taodotbot) [September 10, 2024](#)

- According to Bittensor TAO Alerts, a platform account that keeps tabs on TAO activities, the overall exchange balance of the Bittensor network hit \$869,892.

□ [#Bittensor](#) Total Exchange Balance: 869,892 [\\$TAO](#)

↘ Daily: - 3,551 since yesterday

↗ Weekly: + 869,892 since last week

↗ Monthly: + 76,150 since last month

— Bittensor TAO Alerts (@bittensor_alert) [September 3, 2024](#)

[TRADE_PLUGIN]BTCUSDT,ETHUSDT[/TRADE_PLUGIN]



[Download App for Android](#)

[Download App for iOS](#)

Bittensor (TAO) Price Prediction: FAQs

Why is TAO up?

The last day has seen a sharp increase in TAO. Rising buying pressure has caused the coin to rise to \$560, sparking a significant comeback. Bittensor saw a significant increase in the last several hours amid growing bullish strength.

Is Bittensor going to hit \$500?

Indeed, in 2025, Bittensor should surpass \$500. Its price will fluctuate between \$590.53 and

\$713.91 during that time.

Is Bittensor going to hit \$1000?

Indeed, in 2027, Bittensor should surpass \$1000. During that time, the cost will fluctuate between \$1,188 and \$1,437.

Is Bittensor going to hit \$5,000?

Prices for Bittensor TAO are not expected to hit \$5,000 before 2030, according to the Cryptopolitan price forecast.

Does the future look bright for Bittensor?

Price forecasts from Cryptopolitan indicate that Bittensor TAO will trade at a greater price in the upcoming years. But things like market meltdowns or challenging laws could disprove this optimistic assumption.

Where to Trade Crypto Futures?

You can trade crypto futures on BTCC Now. Over 300 USDT-margined perpetual trading pairs are available for users to trade, including many popular altcoins and meme-coins.

[**Trade crypto futures Now**](#)

You can deposit and receive up to [10,055 USDT](#) now when you sign up and verify your account on BTCC Every new user gets a **10 USDT** coupon after completing their registration. You will also get an additional **20 USDT** coupon on completing your KYC verification.

[Check more details.](#)

[**GET 10 USDT WELCOME BONUS**](#)



[Download App for Android](#)

[Download App for iOS](#)

About BTCC

BTCC is a leading cryptocurrency trading platform that is distinguished by its ability to balance the simplicity of use with advanced features. It provides a comprehensive educational program through the BTCC Academy, 24/7 customer support, and robust security to both novices and experts. BTCC is a top choice for digital asset investors due to its emphasis on user contentment, which fosters a secure and informed trading environment across a variety of cryptocurrencies.

BTCC is one of the few exchanges in the market that offers high-leverage options for investors and concentrates extensively on futures trading. Users have access to more than 300 USDT-margined perpetual trading pairs, which encompass numerous prominent altcoins and meme-coins. Additionally, the platform has recently implemented spot trading to facilitate novice users who may not be acquainted with futures trading.

- **Established Reputation:** BTCC is one of the oldest and most well-known cryptocurrency exchanges, having been operational since 2011. Its history in the market enhances its credibility and trustworthiness.
- **A Diverse Selection of Cryptocurrencies:** BTCC allows customers to access and exchange a wide range of digital assets.
- **Margin and Futures Trading:** BTCC provides margin and futures trading options, allowing customers to expand their trading holdings and potentially increase their profits.
- **Proficient Trading Instruments:** such as real-time market data, trading charts, and technical analysis indicators. These tools can help users make informed trading decisions.
- **Security Measures:** BTCC values security and uses a variety of safeguards to secure customer payments and information. This includes two-factor authentication (2FA) and cold storage of cryptocurrency assets.

BTCC Guide:

- [How to Trade Crypto Futures Contracts on BTCC](#)
- [BTCC Guide-How to Deposit Crypto on BTCC?](#)
- [What is Crypto Futures Trading - Beginner's Guide](#)
- [What is Leverage in Cryptocurrency? How Can I Trade at 100X Leverage?](#)
- [BTCC Review 2024: Best Crypto Futures Exchange](#)

Crypto Buying Guides:

- [How To Buy Bitcoin \(BTC\)](#)
- [How To Buy Picoin](#)
- [How To Buy Ethereum \(ETH\)](#)
- [How To Buy Dogecoin \(DOGE\)](#)
- [How To Buy Pepe Coin \(PEPE\)](#)
- [How To Buy Ripple \(XRP\)](#)

Crypto Prediction:

- [Ethereum \(ETH\) Price Prediction 2024, 2025, 2030 — Will ETH Reach \\$10,000?](#)
- [Ethereum Price Prediction 2024, 2025, 2030: How High Can ETH Go in 2024?](#)
- [Bitcoin \(BTC\) Price Prediction 2024, 2025, 2030 — Is BTC a Good Investment?](#)
- [Ripple \(XRP\) Price Prediction 2024, 2025, 2030 — Will XRP Reach \\$1 After SEC Lawsuit?](#)
- [Pi Coin Price Prediction 2024,2025,2030 — Is Pi Coin a Good Buy?](#)
- [Pepe \(PEPE\) Price Prediction 2024, 2025, 2030 - Will PEPE Reach \\$1](#)