

Deposit to earn rewards

Sign up and deposit to receive up to **10,055 USDT** in bonuses.
Exclusive for new users only.

Get it now

[PDF Database Document] - BTCC Cryptocurrency Exchange

Original:

<https://www.btcc.com/en-US/academy/research-analysis/capybara-nation-bara-price-prediction-2024-2025-2030-is-bara-a-good-investment>

Capybara Nation (BARA) Price Prediction 2024,2025,2030 - Is BARA a Good Investment?

As of right now, no price information is available to generate a Capybara Coin price prediction. Generally speaking, it takes a few hours of previous trading data before a price prediction is produced. Remember that a price prediction model's accuracy increases with the size of the historical price data sample.

Based on past CAPY pricing data and the cyclical structure of the larger [cryptocurrency](#) market—which is mostly a result of Bitcoin's four-year halving cycle—the Capybara Coin price prediction is made. It is important to remember that the price prediction algorithm is adjusted according to the unique features of each coin, such as relative market domination and market capitalisation.

[TRADE_PLUGIN]BTCUSDT,ETHUSDT[/TRADE_PLUGIN]

What is Capybara Nation (BARA)?

Due to the exponential growth in popularity of cryptocurrencies over the last decade, a plethora of new tokens have emerged, each with its own set of advantages and disadvantages. Out of all these new players, the Capybara Token is head and shoulders above the rest thanks to its ground-breaking approaches to solving modern market problems. Learn more about Capybara Token, its history, and why it could revolutionise the cryptocurrency industry in this comprehensive essay.

The Capybara Token is a new digital asset that has just emerged in the cryptocurrency market with the goal of radically altering the nature of international monetary transactions. As part of its effort to make financial services more accessible and inclusive, the Capybara Token offers a platform for instant, safe, and easy money transactions.

ABOUT CAPY1




CAPY1(Capybara)

Website: <https://www.getinnotimetotoexplain.com/>

ATH: \$0.000195626000

Rank:

24HP: \$0.000005892614 / 24LP: \$0.000005579170

	
Cryptocurrency	Capybara
Token	CAPY1
Price	\$ 0.000005666167 ▲ 4.18%
Rank	
Market Cap	\$ 0
24H Trading Volume	\$ 2.1K
All-time High	\$ 0.000195626000
All-time Low	\$ 0.000001200340
24 High	\$ 0.000005892614
24 Low	\$ 0.000005579170
Cycle High	\$ 0.000020025400 / 2024-10-15 09:25:00
Cycle Low	\$ 0.000001200340 / 2023-10-22 11:45:00
Update Time	2025-02-15 10:57:01

[TRADE_PLUGIN]BTCUSDT,ETHUSDT[/TRADE_PLUGIN]



[Download App for Android](#)

[Download App for iOS](#)

Capybara Nation (BARA) Price Performance

Price Change 1H Percent	1.03%
Price Change 1D Percent	4.18%
Price Change 7D Percent	8.49%
Price Change 30D Percent	-38.62%
Price Change 90D Percent	-59.35%
Price Change 365D Percent	335.61%

[TRADE_PLUGIN]BTCUSDT,ETHUSDT[/TRADE_PLUGIN]

Capybara Nation (BARA) Technical Analysis

All financial markets use moving averages (MA), a well-liked indicator that smoothes price movement over a predetermined period of time. Since they are a trailing indication, past price activity has an impact on them. The simple moving average (SMA) and exponential moving average (EMA) are the two forms of moving averages shown in the table below.

Daily Simple Moving Average (SMA) & Daily Exponential Moving Average (EMA)

Date Calculated:2023-12-14

3_SMA	\$ 0.000001300750	3_EMA	\$ 0.000001300750
5_SMA	\$ 0.000001300750	5_EMA	\$ 0.000001300750
10_SMA	\$ 0.000001300750	10_EMA	\$ 0.000001300750

20_SMA	\$ 0.000001300750	20_EMA	\$ 0.000001302100
21_SMA	\$ 0.000001300750	21_EMA	\$ 0.000001302630
50_SMA	\$ 0.000001300750	50_EMA	\$ 0.000001432890
100_SMA	\$ 0.000001652630	100_EMA	\$ 0.000002307500
200_SMA	\$ 0.000004220310	200_EMA	\$ 0.000004037760

Weekly Simple Moving Average (SMA) & Weekly Exponential Moving Average (EMA)

Date Calculated:2023-12-14

21_SMA_weekly	\$ 0.000003086420	21_EMA_weekly	\$ 0.000002904770
50_SMA_weekly	\$ 0.000000000000	50_EMA_weekly	\$ 0.000000000000
100_SMA_weekly	\$ 0.000000000000	100_EMA_weekly	\$ 0.000000000000
200_SMA_weekly	\$ 0.000000000000	200_EMA_weekly	\$ 0.000000000000

[TRADE_PLUGIN]BTCUSDT,ETHUSDT[/TRADE_PLUGIN]

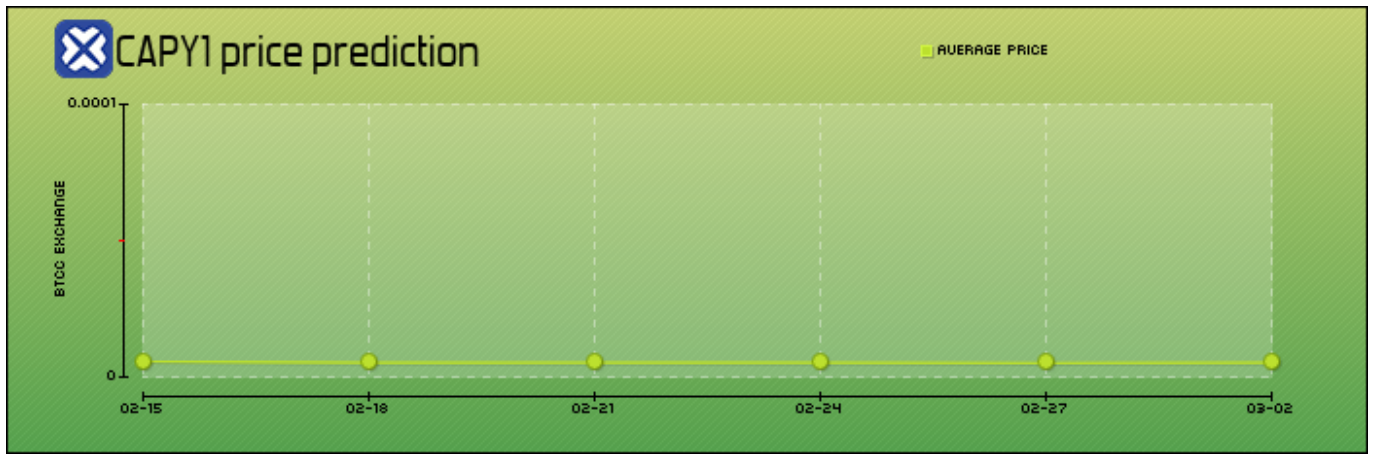


[Download App for Android](#)

[Download App for iOS](#)

Short-Term Capybara Nation (BARA) Price Prediction

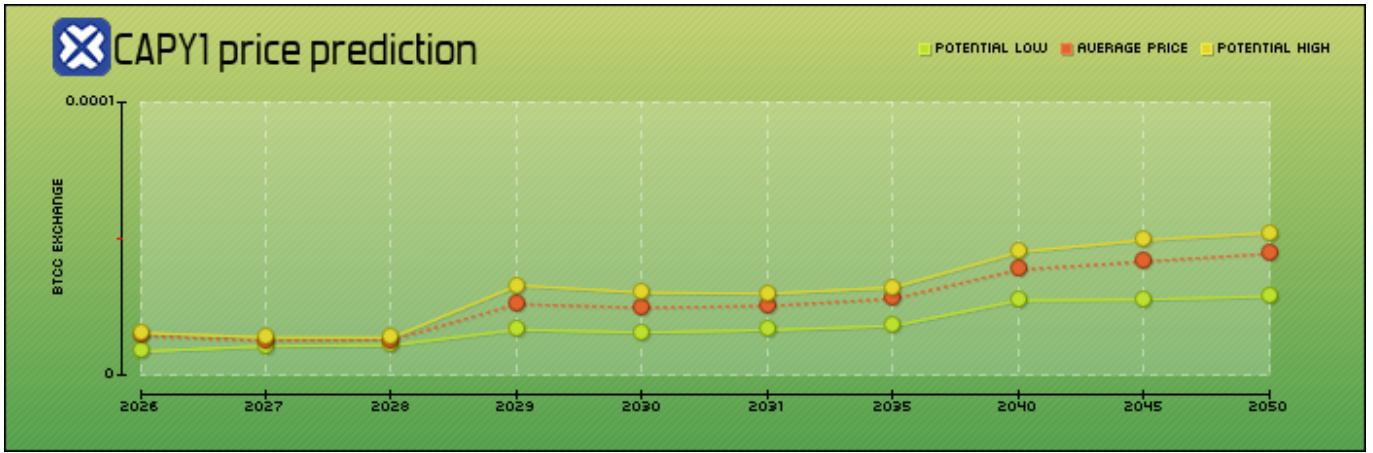
Over the next few days, Mog Coin will reach the highest price of \$ 0.000012435857 on Dec 10, 2024, which would represent 5.27% growth compared to the current price.



Date	Price Prediction	Change
02-15	\$ 0.000005666167	0.00%
02-18	\$ 0.000005258998	-7.19%
02-21	\$ 0.000005266930	-7.05%
02-24	\$ 0.000005264097	-7.1%
02-27	\$ 0.000005125290	-9.55%
03-02	\$ 0.000005274295	-6.92%

Capybara Nation (BARA) Price Prediction for 2025-2050

Over the next several years, BARA is projected to increase, with prices potentially reaching \$ 0.000036620558 by 2030. The long-term forecast suggests a bullish trend, with potential highs of \$ 0.000099166383 and lows of \$ 0.000015427204 over the period.



Year	Yearly Low	Yearly Average	Yearly High
2026	\$ 0.000008583284	\$ 0.000014387137	\$ 0.000015460728
2027	\$ 0.000010582595	\$ 0.000012539182	\$ 0.000013767999
2028	\$ 0.000010941511	\$ 0.000012826314	\$ 0.000013717519
2029	\$ 0.000016634171	\$ 0.000026037019	\$ 0.000032855725
2030	\$ 0.000015591414	\$ 0.000024645610	\$ 0.000030240401
2031	\$ 0.000016496672	\$ 0.000025369816	\$ 0.000029846715
2035	\$ 0.000018046483	\$ 0.000027930652	\$ 0.000032139890
2040	\$ 0.000027359693	\$ 0.000038577418	\$ 0.000045174977
2045	\$ 0.000027719043	\$ 0.000041584936	\$ 0.000049494404
2050	\$ 0.000028851284	\$ 0.000044521232	\$ 0.000052108491



[Download App for Android](#)

[Download App for iOS](#)

Capybara Nation (BARA) Price Prediction 2024

Capybara Nation went to zero in the first week of January 2024, marking the first time it had fallen below zero since January 2021. Investors and market experts indicate that Capybara Nation will surpass the \$0.0000318 mark by year's end. It might break the \$0.0000223 level and reach before \$0.0000318. Traders, investors, and market professionals predict that Capybara Nation will soon reach new heights, surpassing its previous record of \$0.0000223, and settle somewhere between \$0.0000314 and \$0.0000318. Right now, on November 25, 2024, Capybara Nation is the 2880th most valuable cryptocurrency in the world, trading at \$0.0000145 with a 24-hour volume of about 7.22 million.

[TRADE_PLUGIN]BTCUSDT,ETHUSDT[/TRADE_PLUGIN]

Capybara Nation (BARA) Price Prediction 2025

Capybara Nation has a shot at dominating the market and breaking beyond the \$0.0000375 mark before 2025 comes to a close. From 0.0000311 to \$0.0000375, we can expect the lowest Capybara Nation price, and by the end of 2025, we can expect the most stable price, at roughly \$0.0000355. Despite the controversies surrounding Capybara Nation's ecologically harmful energy usage and its erratic swings in value, billionaire venture capitalist Tim Draper is standing by his prediction that Capybara Nation will reach \$0.0000375 by the end of 2025 or early 2025.

[TRADE_PLUGIN]BTCUSDT,ETHUSDT[/TRADE_PLUGIN]



[Download App for Android](#)

[Download App for iOS](#)

Capybara Nation (BARA) Price Prediction 2026

The consensus among industry watchers and analysts is that BARA will begin 2026 trading around \$0.0000428 and end the year at roughly \$0.0000516. Their projections indicate that this would be significantly higher than previous year. In Capybara Nation, this leap is perfectly fine.

[TRADE_PLUGIN]BTCUSDT,ETHUSDT[/TRADE_PLUGIN]

Capybara Nation (BARA) Price Prediction 2030

According to technical analysis and the Capybara Nation Price Prediction, the cost of Capybara Nation is expected to reach \$0.000104 by the beginning of 2030, while the price of BARA is expected to reach \$0.000104 by the end of the year. The price of BARA might also go as high as \$0.0000979. The years between 2024 and 2030 will be pivotal for the development of Capybara Nation.

[TRADE_PLUGIN]BTCUSDT,ETHUSDT[/TRADE_PLUGIN]



[Download App for Android](#)

[Download App for iOS](#)

Is BARA a Good Investment?

Based on its recent performance, Copybara Nation is seen as a token that is both highly speculative and potentially lucrative. The 449.1% increase and high trading volume point to potential short-term gains. High volatility and a dearth of comprehensive circulating supply data should make investors wary.

[TRADE_PLUGIN]BTCUSDT,ETHUSDT[/TRADE_PLUGIN]

Where to Trade Crypto Futures?

You can trade crypto futures on BTCC Now. Over 300 USDT-margined perpetual trading pairs are available for users to trade, including many popular altcoins and meme-coins.

[**Trade crypto futures Now**](#)

You can deposit and receive up to [10,055 USDT](#) now when you sign up and verify your account on BTCC. Every new user gets a **10 USDT** coupon after completing their registration. You will also get an additional **20 USDT** coupon on completing your KYC verification.

[Check more details.](#)

[**GET 10 USDT WELCOME BONUS**](#)



[Download App for Android](#)

[Download App for iOS](#)

About BTCC

BTCC is a leading cryptocurrency trading platform that is distinguished by its ability to balance the simplicity of use with advanced features. It provides a comprehensive educational program through the BTCC Academy, 24/7 customer support, and robust security to both novices and experts. BTCC is a top choice for digital asset investors due to its emphasis on user contentment, which fosters a secure and informed trading environment across a variety of cryptocurrencies.

BTCC is one of the few exchanges in the market that offers high-leverage options for investors and concentrates extensively on futures trading. Users have access to more than 300 USDT-margined perpetual trading pairs, which encompass numerous prominent altcoins and meme-coins. Additionally, the platform has recently implemented spot trading to facilitate novice users who may not be acquainted with futures trading.

- **Established Reputation:** BTCC is one of the oldest and most well-known cryptocurrency exchanges, having been operational since 2011. Its history in the market enhances its credibility and trustworthiness.
- **A Diverse Selection of Cryptocurrencies:** BTCC allows customers to access and exchange a wide range of digital assets.
- **Margin and Futures Trading:** BTCC provides margin and futures trading options, allowing customers to expand their trading holdings and potentially increase their profits.
- **Proficient Trading Instruments:** such as real-time market data, trading charts, and technical analysis indicators. These tools can help users make informed trading decisions.
- **Security Measures:** BTCC values security and uses a variety of safeguards to secure customer payments and information. This includes two-factor authentication (2FA) and cold storage of cryptocurrency assets.

BTCC Guide:

- [How to Trade Crypto Futures Contracts on BTCC](#)
- [BTCC Guide-How to Deposit Crypto on BTCC?](#)
- [What is Crypto Futures Trading - Beginner's Guide](#)
- [What is Leverage in Cryptocurrency? How Can I Trade at 100X Leverage?](#)
- [BTCC Review 2024: Best Crypto Futures Exchange](#)

Crypto Buying Guides:

- [How To Buy Bitcoin \(BTC\)](#)
- [How To Buy Picooin](#)
- [How To Buy Ethereum \(ETH\)](#)
- [How To Buy Dogecoin \(DOGE\)](#)
- [How To Buy Pepe Coin \(PEPE\)](#)
- [How To Buy Ripple \(XRP\)](#)

Crypto Prediction:

- [Ethereum \(ETH\) Price Prediction 2024, 2025, 2030 — Will ETH Reach \\$10,000?](#)
- [Ethereum Price Prediction 2024, 2025, 2030: How High Can ETH Go in 2024?](#)
- [Bitcoin \(BTC\) Price Prediction 2024, 2025, 2030 — Is BTC a Good Investment?](#)
- [Ripple \(XRP\) Price Prediction 2024, 2025, 2030 — Will XRP Reach \\$1 After SEC Lawsuit?](#)
- [Pi Coin Price Prediction 2024,2025,2030 — Is Pi Coin a Good Buy?](#)
- [Pepe \(PEPE\) Price Prediction 2024, 2025, 2030 - Will PEPE Reach \\$1](#)