

Deposit to earn rewards

Sign up and deposit to receive up to **10,055 USDT** in bonuses.
Exclusive for new users only.

Get it now

Coq Inu (COQ) Price Prediction 2024,2025,203 – Will COQ Inu Hit \$1?

Original:

https://www.btcc.com/en-US/academy/research-analysis/coq-inu-coq-price-prediction-202420252030?__cf_chl_tk=kQqng_IBBblxTxf6UO7MvHobWTxUjUCyo9_5ucttT_s-1723394657-0.0.1.1-4266


If you're looking for Coq Inu price predictions/forecast for 2024, 2024, 2025, 2030 and want to know where the prices of Coq Inu (COQ) will go in the future? We will analyze the past prices of Coq Inu (COQ) and will found out what experts are saying about its future price actions.

Please keep that in mind you need to take this prediction and every other prediction with the intention that this is only the suggestion of some market expert/analysts. Not to mention predicting something so perfect is completely impossible. But we will try our best. Let's start.

GET 10,055 USDT DEPOSIT BONUS

Coq Inu Overview

Coin Name	Coq Inu
Coin Symbol	COQ
USD Price	\$ 0.000006
Price Change (1 H)	-0.49 %
Price Change (24 H)	8.12 %
Price Change (7 D)	112.2 %
Marketcap	\$ 418,487,707
24h Volume	\$ 65,885,211
Total Supply	69,420,000,000,000



[Download App for Android](#)

[Download App for iOS](#)

Coq Inu (COQ) Price History

Coq Inu is currently valued at \$0.000006 and is ranked 187th in the entire [cryptocurrency](#) ecosystem, according to the most recent data gathered. Coq Inu has a market cap of 69,420,000,000,000 COQ and a circulation supply of \$408,685,225.83.

There has been a \$0.0000007 gain in the value of the [cryptocurrency](#) in the last day.

Over the past seven days, COQ has been steadily rising, with a gain of 121.36%. With Coq Inu's recent impressive performance, this might be a great time to jump in and make an investment.

The price of COQ has surged by 259.82% in the past month, bringing its current value up by an enormous average of \$0.000015. The coin has the potential to become a valuable asset if its recent surge in value persists.

GET 10 USDT WELCOME BONUS

Coq Inu (COQ) Price Prediction 2024

The most basic estimate for the price of a Coq Inu in 2024, based on market research, is \$0.000007. The highest possible COQ price is \$0.000009. You can anticipate an average trade price of about \$0.000008.

Month	Minimum Price	Average Price	Maximum Price	Potential ROI
March	\$0.000005	\$0.000006	\$0.000006	20%
April	\$0.000006	\$0.000006	\$0.000006	20%
May	\$0.000006	\$0.000006	\$0.000006	20%
June	\$0.000006	\$0.000006	\$0.000007	40%
July	\$0.000006	\$0.000006	\$0.000007	40%
August	\$0.000006	\$0.000007	\$0.000007	40%
September	\$0.000007	\$0.000007	\$0.000008	60%
October	\$0.000007	\$0.000007	\$0.000008	60%
November	\$0.000007	\$0.000007	\$0.000008	60%
December	\$0.000007	\$0.000008	\$0.000009	80%
All Time	\$0.00000630	\$0.00000660	\$0.00000720	44%

[TRADE_PLUGIN]COQUSDT,BTCUSDT[/TRADE_PLUGIN]

A promotional banner for BTCC, a crypto futures exchange. The background is green with a subtle grid pattern. At the top center is the BTCC logo, which consists of a white 'X' shape followed by the letters 'BTCC' in white. Below the logo, the text 'Level up your VIP status for more benefits' is written in a bold, yellow font. Underneath that, 'BTCC - Your preferred crypto futures exchange' is written in a smaller, white font. At the bottom left, there is a button that says 'Download our app now' in white text on a dark green background. To its right are two logos: the Apple App Store logo with the text 'Available on the App Store' and the Google Play logo with the text 'GET IT ON Google Play'. At the bottom right, there is another button that says 'Support fiat and crypto deposits' in white text on a dark green background. The banner is decorated with several gold coins and blue coins scattered around.

[Download App for Android](#)

[Download App for iOS](#)

Coq Inu (COQ) Price Prediction 2025

It is projected that the lowest price of Coq Inu will be approximately \$0.000011 in 2025, based on a review of past years' pricing. We may see a maximum anticipated COQ price of approximately \$0.000013. In 2025, the standard deviation of the trading price might be \$0.000011.

Month	Minimum Price	Average Price	Maximum Price
January 2025	\$0.00000733	\$0.00000825	\$0.00000933
February 2025	\$0.00000767	\$0.00000850	\$0.00000967
March 2025	\$0.00000800	\$0.00000875	\$0.00001000
April 2025	\$0.00000833	\$0.00000900	\$0.0000103
May 2025	\$0.00000867	\$0.00000925	\$0.0000107
June 2025	\$0.00000900	\$0.00000950	\$0.0000110
July 2025	\$0.00000933	\$0.00000975	\$0.0000113
August 2025	\$0.00000967	\$0.00001000	\$0.0000117
September 2025	\$0.0000100	\$0.0000103	\$0.0000120
October 2025	\$0.0000103	\$0.0000105	\$0.0000123
November 2025	\$0.0000107	\$0.0000108	\$0.0000127
December 2025	\$0.0000110	\$0.0000110	\$0.0000130

[TRADE_PLUGIN]COQUSDT,BTCUSDT[/TRADE_PLUGIN]


Coq Inu (COQ) Price Prediction 2026

Cryptocurrency market analysts have projected that COQ will reach a low of approximately \$0.000015 in 2026 and a high of about \$0.000019 in 2026, according to their technical analysis. Expected trading costs are \$0.000016 on average.

Month	Minimum Price	Average Price	Maximum Price
January 2026	\$0.0000113	\$0.0000114	\$0.0000135
February 2026	\$0.0000117	\$0.0000118	\$0.0000140
March 2026	\$0.0000120	\$0.0000123	\$0.0000145

Month	Minimum Price	Average Price	Maximum Price
April 2026	\$0.0000123	\$0.0000127	\$0.0000150
May 2026	\$0.0000127	\$0.0000131	\$0.0000155
June 2026	\$0.0000130	\$0.0000135	\$0.0000160
July 2026	\$0.0000133	\$0.0000139	\$0.0000165
August 2026	\$0.0000137	\$0.0000143	\$0.0000170
September 2026	\$0.0000140	\$0.0000148	\$0.0000175
October 2026	\$0.0000143	\$0.0000152	\$0.0000180
November 2026	\$0.0000147	\$0.0000156	\$0.0000185
December 2026	\$0.0000150	\$0.0000160	\$0.0000190

[TRADE_PLUGIN]COQUSDT,BTCUSDT[/TRADE_PLUGIN]



[Download App for Android](#)

[Download App for iOS](#)

Coq Inu (COQ) Price Prediction 2030

Coq Inu price predictions are made annually by cryptocurrency specialists. By 2030, COQ is predicted to sell anywhere between \$0.000072 and \$0.000085. Throughout the year, its average cost is projected to be approximately \$0.000074

Month	Minimum Price	Average Price	Maximum Price
January 2030	\$0.0000509	\$0.0000529	\$0.0000612
February 2030	\$0.0000528	\$0.0000548	\$0.0000633
March 2030	\$0.0000548	\$0.0000568	\$0.0000655
April 2030	\$0.0000567	\$0.0000587	\$0.0000677
May 2030	\$0.0000586	\$0.0000606	\$0.0000698
June 2030	\$0.0000605	\$0.0000625	\$0.0000720
July 2030	\$0.0000624	\$0.0000644	\$0.0000742

Month	Minimum Price	Average Price	Maximum Price
August 2030	\$0.0000643	\$0.0000663	\$0.0000763
September 2030	\$0.0000663	\$0.0000683	\$0.0000785
October 2030	\$0.0000682	\$0.0000702	\$0.0000807
November 2030	\$0.0000701	\$0.0000721	\$0.0000828
December 2030	\$0.0000720	\$0.0000740	\$0.0000850

[TRADE_PLUGIN]COQUSDT,BTCUSDT[/TRADE_PLUGIN]

Is Coq Inu a Good Investment?

Meme coins like Coq Inu, which is based on Avalanche, have been making a big splash as of late, even more so than Shiba Inu, PEPE, and BONK. The coin's value skyrocketed last week, drawing the interest of many in the cryptocurrency market.

Having said that, it is worth noting that COQ Inu is following a similar pattern to other Meme coins. Pepe and Bonk, two meme coins, saw a huge spike in value shortly after their launch, but they quickly lost nearly all of that value.

Even though COQ coin has been doing well recently, its developers have taken a stand against the cryptocurrency by calling it a "shitcoin" and making it clear that the token has no inherent worth. A disclaimer on their website emphasizes that the coin is solely for entertainment purposes and that there is no official team or roadmap. The current surging value of the coin is in sharp contrast to this admission that it has no utility or long-term viability.

The very nature of meme currencies causes them to be subject to wild price swings caused by speculation, which can result in huge gains in a very short amount of time. Nevertheless, these improvements seldom last. In most cases, a decline in the value of such coins occurs when investors quickly cash out.

Although short-term gainers may be enticed by the promise of rapid earnings, COQ Inu coin is not a good investment option due to its lack of a solid roadmap and its likeness to the unpredictable

trajectories of other meme coins. Based on previous examples and the disclaimer from its developers, it's possible that its value will decrease after the present frenzy dies down.

With that being said, buying COQ Inu coin is a bad idea.



[Download App for Android](#)

[Download App for iOS](#)

Will COQ Inu Hit \$1?

It's unlikely for COQ to ever reach one cent. However, the likelihood would rise if 95% of the tokens were destroyed.

The price of COQ coins would have to rise by a factor of 1650 in order to reach one cent. COQ's market capitalization will be \$696 billion at a cent. The COQ coin price would take approximately 34 years to reach one cent if it were to increase at a pace of 25% annually. Let's assess this information.

- Investment Quality: Moderate
- Growth needed to get to one cent is not practical
- Market Cap of One Cent: Slightly Viable

COQ is less likely to achieve one cent when taking into account the Quality of Investment, the

required growth, and the required duration.

[Open a free BTCC account and receive 10 USDT welcome bonus](#)

FAQs

Is it wise to invest in Coq Inu?

The price of Coq Inu is expected to rise. In the near future, it is anticipated that the price of COQ may encounter a bull trend. We respectfully remind you to never invest in any asset without first conducting your own research.

Is Coq Inu able to rise?


It appears that by year's end, the average cost of Coq Inu might approach {AveragePrice2023}. From a five-year plan standpoint, the cryptocurrency may increase in value to \$0.0000239976. Please always conduct due diligence before investing money in any project, network, asset, etc. due to market price volatility.

What will the value of Coq Inu be in 2025?

The Coq Inu network is growing quickly. The price prediction for COQ in 2025 is somewhat optimistic. The minimum and maximum values of \$0.0000109989 and \$0.0000129987, respectively, are anticipated for the COQ average price.

What will the value of Coq Inu be in 2030?

COQ is given the right conditions to soar to unprecedented financial heights. The price projection for COQ is very optimistic. According to business analysts, COQ may hit its highest price of \$0.0000849915 by 2030. Please remember that none of the information above constitutes investment advice or basic analysis. There is \$0.0000739926 in none of the information provided.



[Download App for Android](#)

[Download App for iOS](#)

Where To Trade Coq Inu (COQ) ?



You can trade crypto on BTCC Now. Over 300 USDT-margined perpetual trading pairs are available for users to trade, including many popular altcoins and meme-coins.

[Buy COQ on BTCC Now](#)

You can deposit and receive up to [10,055 USDT](#) now when you sign up and verify your account on BTCC. Every new user gets a **10 USDT** coupon after completing their registration. You will also get an additional **20 USDT** coupon on completing your KYC verification.

[Check more details.](#)

[GET 10 USDT WELCOME BONUS](#)

About BTCC

BTCC is a leading cryptocurrency trading platform that is distinguished by its ability to balance the

simplicity of use with advanced features. It provides a comprehensive educational program through the BTCC Academy, 24/7 customer support, and robust security to both novices and experts. BTCC is a top choice for digital asset investors due to its emphasis on user contentment, which fosters a secure and informed trading environment across a variety of cryptocurrencies.

BTCC is one of the few exchanges in the market that offers high-leverage options for investors and concentrates extensively on futures trading. Users have access to more than 300 USDT-margined perpetual trading pairs, which encompass numerous prominent altcoins and meme-coins. Additionally, the platform has recently implemented spot trading to facilitate novice users who may not be acquainted with futures trading.

- **Established Reputation:** BTCC is one of the oldest and most well-known cryptocurrency exchanges, having been operational since 2011. Its history in the market enhances its credibility and trustworthiness.
- **A Diverse Selection of Cryptocurrencies:** BTCC allows customers to access and exchange a wide range of digital assets.
- **Margin and Futures Trading:** BTCC provides margin and futures trading options, allowing customers to expand their trading holdings and potentially increase their profits.
- **Proficient Trading Instruments:** such as real-time market data, trading charts, and technical analysis indicators. These tools can help users make informed trading decisions.
- **Security Measures:** BTCC values security and uses a variety of safeguards to secure customer payments and information. This includes two-factor authentication (2FA) and cold storage of cryptocurrency assets.

BTCC Guide:

- [How to Trade Crypto Futures Contracts on BTCC](#)
- [BTCC Guide-How to Deposit Crypto on BTCC?](#)
- [What is Crypto Futures Trading - Beginner's Guide](#)
- [What is Leverage in Cryptocurrency? How Can I Trade at 100X Leverage?](#)
- [BTCC Review 2024: Best Crypto Futures Exchange](#)

Crypto Buying Guides:

- [How To Buy Bitcoin \(BTC\)](#)
- [How To Buy Picooin](#)
- [How To Buy Ethereum \(ETH\)](#)
- [How To Buy Dogecoin \(DOGE\)](#)
- [How To Buy Pepe Coin \(PEPE\)](#)
- [How To Buy Ripple \(XRP\)](#)

Crypto Prediction:

- [Ethereum \(ETH\) Price Prediction 2024, 2025, 2030 — Will ETH Reach \\$10,000?](#)
- [Ethereum Price Prediction 2024, 2025, 2030: How High Can ETH Go in 2024?](#)
- [Bitcoin \(BTC\) Price Prediction 2024, 2025, 2030 — Is BTC a Good Investment?](#)
- [Ripple \(XRP\) Price Prediction 2024, 2025, 2030 — Will XRP Reach \\$1 After SEC Lawsuit?](#)
- [Pi Coin Price Prediction 2024,2025,2030 — Is Pi Coin a Good Buy?](#)
- [Pepe \(PEPE\) Price Prediction 2024, 2025, 2030 - Will PEPE Reach \\$1](#)