

Deposit to earn rewards



Sign up and deposit to receive up to **17,500 USDT** in bonuses.
Exclusive for new users only.

Get it now

How to Trade Cardano (ADA) Futures on BTCC

Original:

<https://www.btcc.com/en-US/academy/crypto-basics/how-to-trade-cardano-ada-futures-on-btcc>

To buy or sell [Cardano](#) at a specified future date and price is to enter into a Cardano Futures contract. The value of the futures contract is tied to the price of the underlying [cryptocurrency](#), which in this case is Cardano. So, a Cardano future contract's price follows Cardano's price rather closely.

Therefore, [futures trading](#) is an alternative to buying and selling the underlying cryptocurrency (aka spot trading). It is possible to make a profit in spot trading by buying Cardano at a low price and selling it at a high price. It's important to note that the Cardano price must be rising for this strategy to be profitable. Spot trading is unavailable, however, during a down market.

Further, in spot trading, you cannot use leverage. Futures trading in Cardano has various advantages over spot trading in Cardano, such as the opportunity to go long or short and the availability of leverage.

What are Cardano (ADA) Futures?

Futures contracts for cryptocurrencies allow investors to wager on the value of a digital asset. Futures contracts allow investors to speculate on the price of a cryptocurrency without actually buying any of the coins themselves. However, when a futures contract expires, the buyer must buy the coin to settle the transaction.

Cardano, a cryptocurrency built on the Cardano blockchain, debuted in 2017. Proof-of-Stake (PoS) is its consensus method, and it was developed to be Ethereum's scalability, sustainability, and interoperability successor. It is for this reason that Cardano has been dubbed a "Ethereum killer" by blockchain's advocates.

Cardano added smart contract support in September 2021, paving the way for the development of dApps, NFTs, games, new cryptocurrencies, and more. Tokenized in honor of Ada Lovelace, a pioneering female mathematician of the 19th century, ADA is the native coin of the blockchain. These coins are intended for safe monetary exchange and to cover transaction costs.

Cardano futures are essentially agreements to buy and sell a set amount of [ADA](#) at a predetermined price. Cardano swaps and Cardano futures are two common names for the same financial instrument.

Those that invest in ADA futures anticipate a future increase in the value of the cryptocurrency and are banking on this. They stand to gain financially from any further price hikes if this occurs. But they risk losing money if the value of Cardano drops.



[Download App for Android](#)

[Download App for iOS](#)

How to Long ADA Futures

If you intend to profit from a gain in Cardano's price in the near future, you purchase ADA futures. This trading approach is also known as having a long position in ADA futures.

At a leverage of 10x, purchasing a \$100 ADA futures contract allows you to 'own' \$1,000 worth of Cardano. Note, however, that if the price of ADA falls by more than 10%, your position will be liquidated and you will lose your entire \$1,000 investment.

Suppose ADA is now trading at 0.1 USDT per coin. A bullish ADA futures trader purchases 100,000 ADA futures contracts with 10x leverage to establish a long ADA futures position at that price.

With a contract size of 1 ADA per contract, the initial margin needed to open this position is: $100,000 \times \$0.01 / 10 = \$1,000$. Depending on the performance of the ADA price, the trader might either earn a substantial profit or lose his entire investment.

Why Trade Cardano (ADA) on BTCC

To trade ADA futures, you can choose BTCC crypto exchange. [BTCC](#) was founded in June 2011 with the goal of making crypto trading reliable and accessible to everyone.



We specialize in crypto futures contract trading, offering perpetual futures contracts. The maximum leverage offered by BTCC for daily futures contracts is 150x. The vast variety of futures offered by BTCC accommodates the trading habits and objectives of both novice and seasoned traders. We offer the USDT-margined futures and Coin-margined futures. Users can trade futures using USDT or cryptos like BTC, ETH, and XRP. And Large orders of up to 300 BTC can be executed at the top price levels.

Here are the main advantages of using the BTCC crypto exchange to trade Bitcoin futures:

- Largest variety of futures: Daily and Perpetual futures
- Flexible leverage from 10x to 150x
- Lowest trading fees 0.03%
- Industry-leading market liquidity
- Plenty of campaigns to win exciting rewards



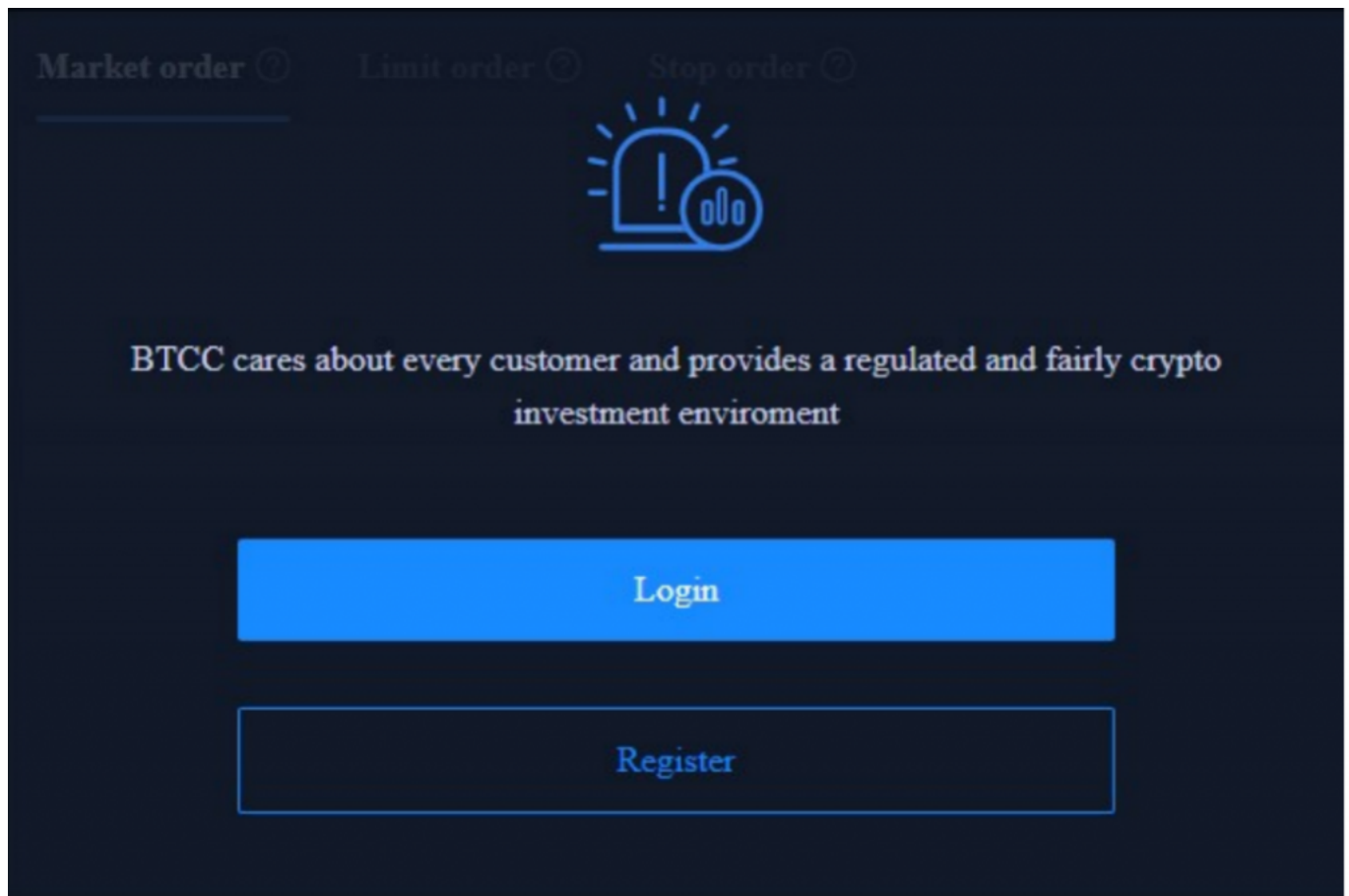
[Download App for Android](#)

[Download App for iOS](#)

How to Trade Cardano (ADA) Futures on BTCC

- STEP 1: Open the BTCC margin trading interface
- STEP 2: Choose the type of ADA margin
- STEP 3: Select the ADA order type
- STEP 4: Choose the leverage
- STEP 5: Choose the lot size
- STEP 6. Set the take profit and stop loss price
- STEP 7. Choose price direction:Buy when bullish, Sell when bearish

STEP 1: Open the BTCC margin trading interface

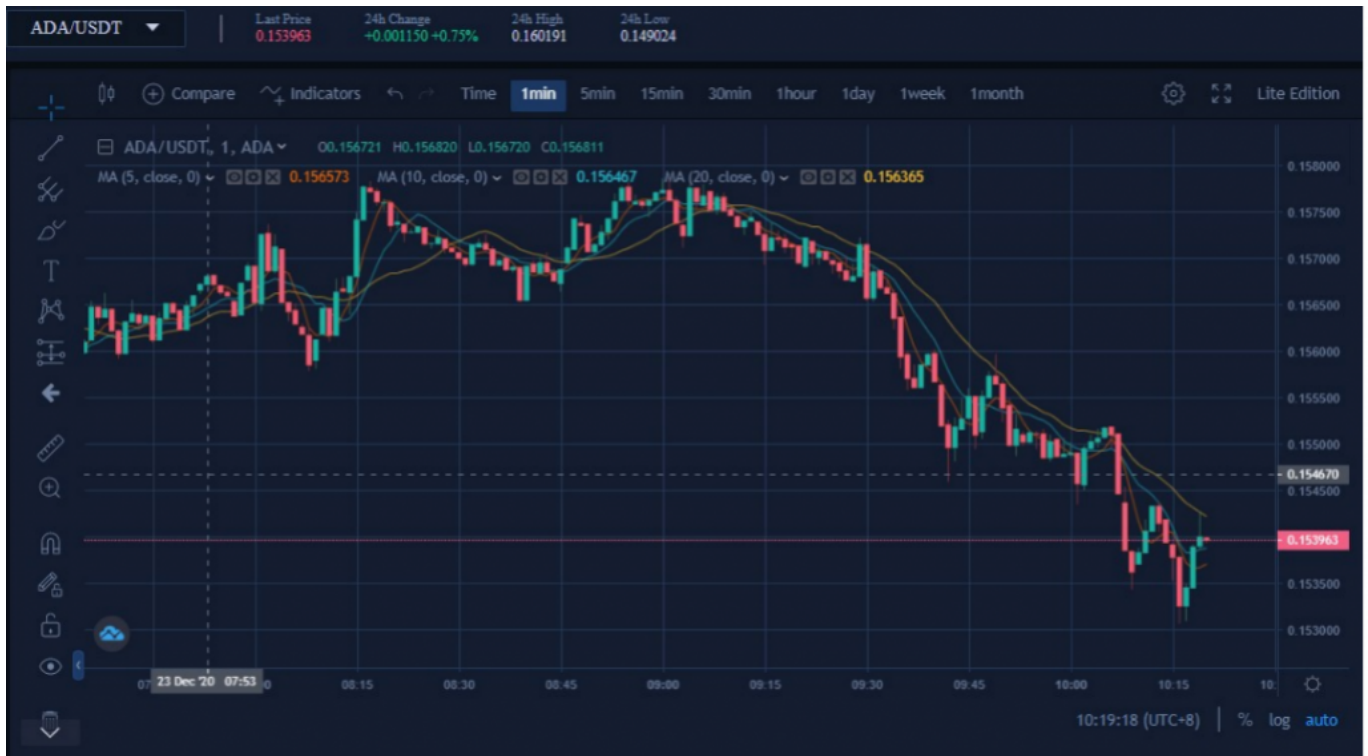


Log in to the official website of [BTCC.com](https://www.btcc.com) and click Margin Trading on the main menu. Or directly enter the web version link: <https://www.btcc.com/en-US/trade/>, and log in at the upper right corner of the page;

If you have not opened an account with BTCC, [click here](#) to quickly register a free account and top up the initial amount. You can deposit at least 2 USDT for an attempt. If the deposit amount is greater than 500 USDT, you can receive up to 2,000 USDT bonus.

STEP 2: Choose perpetual contract ADA

Select ADA perpetual contract at the top of the page.



STEP 3: Select the ADA order type

Select the BTCC margin trading order type at the top right of the page. BTCC margin trading orders are divided into market orders, limit orders and stop loss orders.

The screenshot displays a trading interface with two columns for 'Buy (ADA/USDT)' and 'Sell (ADA/USDT)'. At the top, three order types are listed: 'Market order' (highlighted with a red box), 'Limit order', and 'Stop order'. Below these are controls for leverage (set to 20x), price selection ('Most Favorable Price'), and a quantity input field (set to 1000). A 'Set Stop-Limit' toggle is present in both columns. At the bottom, contract values and reference margins are shown: 189.29USDT and 10.00USDT for the buy side, and 188.68USDT and 10.00USDT for the sell side.

- Market orders: Users place orders at the best price in the current market to achieve fast trading.
- Limit order: A limit order is used to copy the top/bottom, and refers to a buy/sell price set by the user. After the market reaches the limit price, the margin trading can be executed.
- Stop Order: A stop order is an advanced limit order, and users can customize a buy/sell price. After the market reaches the limit price, the margin trading can be executed.

STEP 4: Choose the leverage

BTCC provides 20x ADA/USDT perpetual contract.

Market order (?) **Limit order** (?) **Stop order** (?)

Leverage	20x ▼	Leverage	20x ▼		
Most Favorable Price		Most Favorable Price			
-	1000	+	-	1000	+
Set Stop-Limit		<input type="checkbox"/>	Set Stop-Limit		<input type="checkbox"/>
Contract value	189.29USDT	Contract value	188.68USDT		
<u>Reference margin</u>	10.00USDT	<u>Reference margin</u>	10.00USDT		
Buy (ADA/USDT)		Sell (ADA/USDT)			

STEP 5: Choose the lot size

The ADA trading unit at BTCC allow users to choose the number of lots based on their investment situation, and the range can be selected from 1 to 1000 lots. There are real-time contract values and reference margins below.

Market order ?
Limit order ?
Stop order ?

Leverage 20x ▼

Most Favorable Price

-
1000
+

The range is 1000~150000Quantity(lot)

Contract value
189.29USDT

Reference margin
10.00USDT

Buy (ADA/USDT)

Leverage 20x ▼

Most Favorable Price

-
1000
+

Set Stop-Limit

Contract value
188.68USDT

Reference margin
10.00USDT

Sell (ADA/USDT)

STEP 6. Set the take profit and stop loss price

Market orders, limit orders and stop orders all need to set a take-profit and stop-loss price. The difference is that market orders are executed immediately at the best price, while limit orders and stop orders need to be set for the same day or a week.

Market order [?] Limit order [?] Stop order [?]

Leverage	20x ▼	Leverage	20x ▼
Most Favorable Price		Most Favorable Price	
-	1000	+	
Set Stop-Limit <input checked="" type="checkbox"/>		Set Stop-Limit <input type="checkbox"/>	
-	0.187000	+	
-	0.192288	+	
Contract value	189.29USDT	Contract value	188.68USDT
Reference margin	10.00USDT	Reference margin	10.00USDT
Buy (ADA/USDT)		Sell (ADA/USDT)	


STEP 7. Choose price direction: Buy when bullish, Sell when bearish

After setting the basic data information, users can choose to buy (open long) or sell (open short) after entering their ideal price. Note that the price cannot be higher or lower than the highest buying price or lowest selling price of the platform. Click the buy or sell button, and the ADA order is completed.

Most Favorable Price		Most Favorable Price	
-	1000	+	
Set Stop-Limit <input checked="" type="checkbox"/>		Set Stop-Limit <input checked="" type="checkbox"/>	
-	0.187000	+	
-	0.192288	+	
-	Stop loss	+	
-	Take profit	+	

Contract value	189.29USDT	Contract value	188.68USDT
Reference margin	10.00USDT	Reference margin	10.00USDT
Buy (ADA/USDT)		Sell (ADA/USDT)	

Finally, after the margin trading is completed, it will be displayed at the bottom of the position page; if there is no trading to be executed, it will be displayed at the bottom of the pending order page.

Position	Pending order	Transactions Daily	P&L Daily	<input checked="" type="checkbox"/> All	<input type="checkbox"/> Per	More>>	
Symbol	Position order no	Direction	Amount	Open price(USDT)	Close price(USDT)	F	Opetation
 <p>No record yet!</p>							

For more orders information, you can click on the margin trading report at the top right of the page to view. At this point, you have completed the ADA margin trading. If you have further inquiries,

please contact the online customer service.

BTCC FAQs

1.Is BTCC safe?

Since its inception in 2011, BTCC has made it a priority to create a secure space for all of its visitors. Measures consist of things like a robust verification process, two-factor authentication, etc. It is considered one of the most secure markets to buy and sell cryptocurrencies and other digital assets.

2.Is it possible for me to invest in BTCC?

Users are encouraged to check if the exchange delivers to their area. Investors in BTCC must be able to deal in US dollars.

3.Can I Trade BTCC in the U.S?

Yes, US-based investors can begin trading on BTCC and access the thriving crypto asset secondary market to buy, sell, and trade cryptocurrencies.

[Deposit and Receive Up to 3,500 USDT!](#)

[Trade on BTCC Now](#)

Look More:

[Shib Price Prediction 2028](#)

[ADA Cardano Price Prediction 2025, 2030](#)

[Luna Classic Price Prediction](#)

[Algorand Price Prediction 2030](#)

[MANA Coin Price Prediction 2030](#)

[HBAR Price Prediction 2022, 2025, 2030](#)

[Stellar Lumens \(XLM\) Price Prediction 2030](#)

[Algorand \(ALGO\) Price Prediction 2022, 2025, 2030](#)

[Apecoin Price Prediction 2022, 2025, 2030](#)

[CRO Crypto Price Prediction 2025](#)

[Dogelon Mars Price Prediction](#)

[XRP Price Prediction 2022, 2025, 2030](#)

[Solana \(SOL\) Price Prediction 2022,2050, 2030](#)

[Ethereum Price Prediction 2022, 2025, 2030](#)

[Aave \(AAVE\) Price Prediction 2023,2025, 2030: Will AAVE Recover from Crypto Crash?](#)

[ETC Price Prediction 2025-2030: Will Ethereum Classic Go Up?](#)

[MATIC Price Prediction 2030: Is Polygon Crypto a Good Investment?](#)

[Terra Classic \(LUNC\) Price Prediction 2022,2025,2030: Will LUNC Reach \\$1?](#)

[AMP Price Prediction 2023, 2025, 2030- Will AMP Hit \\$1?](#)