

# Deposit to earn rewards



Sign up and deposit to receive up to **17,500 USDT** in bonuses.  
Exclusive for new users only.

Get it now

## How to Trade EOS Futures on BTCC

Original:

<https://www.btcc.com/en-US/academy/crypto-basics/how-to-trade-eos-futures-on-btcc>

[EOS](#) is a blockchain protocol developed by BM (Daniel Larimer). The main goal is to support business by enabling high-performance and high-security blockchain-based application to be build on the open source smart contract platform. EOS has raised 4 billion US dollars in one year and is currently the largest ICO project. In 2018, EOS was once regarded as Blockchain 3.0, and has set off a wave of TPS boom due to its vision of achieving one million TPS.

However, a series of problems emerged such as the high threshold to use EOS, and complicated technology. BM later developed other new projects, and project parties have been criticized for raising funds to buy treasury bonds. The current views toward the project is very polarized. EOS is currently quoted at a price of US\$3.02. In 2020, the price of EOS increases 9.60%.

You can buy EOS at a low price and sell at a high price to invest in EOS. However, this method is only effective when the EOS price rises.

BTCC cryptocurrency derivatives [margin trading](#) platform can solve these shortcomings. EOS futures allow you to benefit from EOS fluctuations. In addition, these derivative have built-in leverage, you can use small capital to trade large transactions.

## What are EOS Futures ?

With EOS Futures, buyers and sellers agree on a futures contract that specifies a future price and delivery date for the cryptocurrency. The value of the futures contract is based on the price of EOS, the underlying cryptocurrency. As a result, the value of a futures contract on EOS generally follows the value of EOS itself.

Futures trading provides an alternative to direct cryptocurrency exchange (aka spot trading). Buying EOS at a low price and selling it at a high price might be profitable in spot trading. However, you can only make money with this transaction if the EOS price is rising. However, spot trading is unavailable during a down market. In addition, in spot trading, you cannot use leverage.

Futures trading in EOS has various benefits over spot trading in EOS, including the opportunity to long or short and access to leverage.



[Download App for Android](#)

[Download App for iOS](#)

## Why Trade EOS Futures on BTCC

To trade EOS futures, you can choose BTCC crypto exchange. [BTCC](#) was founded in June 2011 with the goal of making crypto trading reliable and accessible to everyone.



We specialize in crypto futures contract trading, offering perpetual futures contracts. The maximum leverage offered by BTCC for daily futures contracts is 150x. The vast variety of futures offered by BTCC accommodates the trading habits and objectives of both novice and seasoned traders. We offer the USDT-margined futures and Coin-margined futures. Users can trade futures using USDT or cryptos like BTC, ETH, and XRP. And Large orders of up to 300 BTC can be executed at the top price levels.

Here are the main advantages of using the BTCC crypto exchange to trade EOS futures:

- Largest variety of futures: Daily and Perpetual futures
- Flexible leverage from 10x to 150x
- Lowest trading fees 0.03%
- Industry-leading market liquidity
- Plenty of campaigns to win exciting rewards

## **How to Trade EOS Futures on BTCC**

**STEP 1: Open the BTCC margin interface**

**STEP 2: Choose the type of EOS margin trading**

**STEP 3: Choose the EOS order type**

**STEP 4: Choose the leverage level**

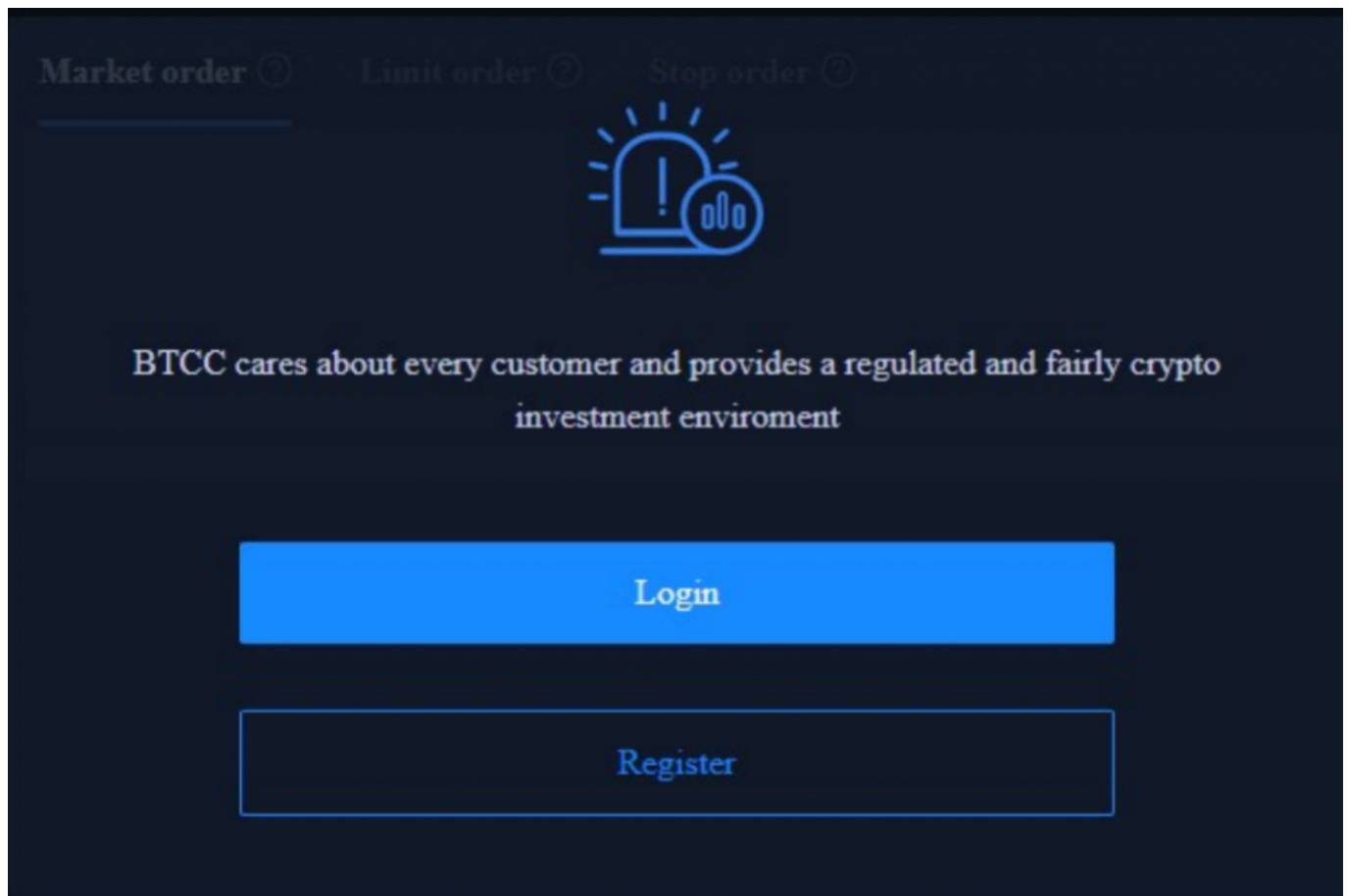
**STEP 5: Choose the lot size**

**STEP 6. Set the take profit and stop loss price**

**STEP 7. Choose price direction: Buy when bullish, Sell when bearish**

### **STEP 1: Open the BTCC margin trading interface**

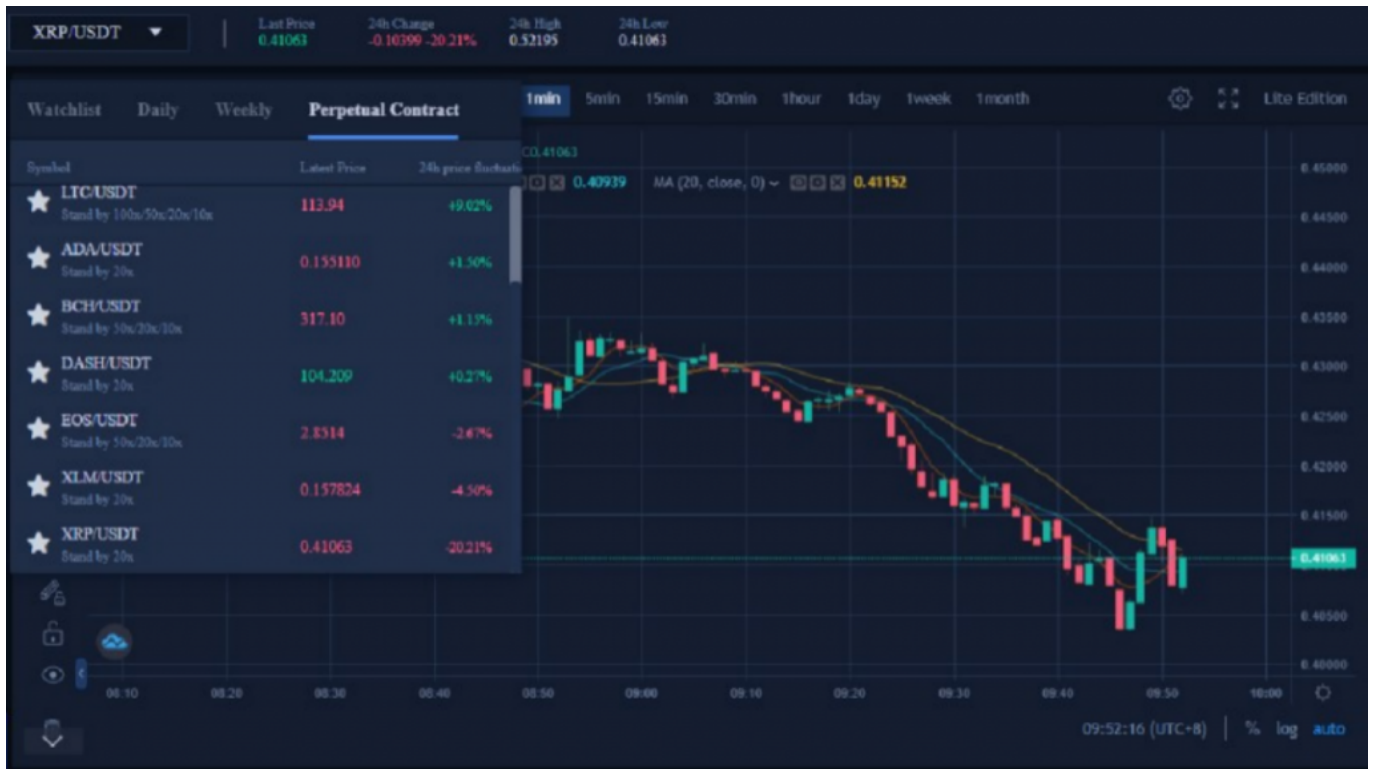
Log in to the official website of [BTCC.com](https://www.btcc.com) and click Margin Trading on the main menu.



If you have not opened an account with BTCC, [click here](#) to quickly register a free account and top up the initial amount. You can deposit at least 2 USDT for an attempt. If the deposit amount is greater than 500 USDT, you can receive up to [2,000 USDT bonus](#).

## **STEP 2: Choose the type of EOS margin trading**

Select the weekly contract or perpetual contract of EOS at the top of the page.



### STEP 3: Choose the EOS order type

Select the BTCC margin trading order type at the top right of the page. BTCC margin trading orders are divided into market orders, limit orders and stop loss orders.

The screenshot displays a trading interface with a dark theme. At the top, three order type options are visible: 'Market order' (selected and highlighted with a red box), 'Limit order', and 'Stop order'. Below these, there are two columns for trade execution. Each column includes a 'Leverage' dropdown set to '50x', a 'Most Favorable Price' button, a quantity input field set to '100', and a 'Set Stop-Limit' toggle switch. At the bottom of each column, contract and margin values are shown: 'Contract value' (258.32USDT and 257.94USDT) and 'Reference margin' (6.00USDT). The left column has a green 'Buy (EOS/USDT)' button, and the right column has a pink 'Sell (EOS/USDT)' button.

- **Market orders:** Users place orders at the best current price in the market to achieve fast trading.
- **Limit order:** A limit order is used to copy the top/bottom, and refers to a buy/sell price set by the user. After the market reaches the limit price, the margin trading can be executed.
- **Stop Order:** A stop order is an advanced limit order, and users can customize a buy/sell price. After the market reaches the limit price, the margin trading can be executed.

#### STEP 4: Choose the leverage level

Leverage multiples can be adjusted by themselves. For example, EOS's weekly contract and perpetual contract provides 10x, 20x and 50x leverages.

**Market order** ?   **Limit order** ?   **Stop order** ?

Leverage 50x ▼   Leverage 50x ▼

Most Favorable Price   Most Favorable Price

- 100 +   - 100 +

Set Stop-Limit    Set Stop-Limit

Contract value 258.32USDT   Contract value 257.94USDT  
Reference margin 6.00USDT   Reference margin 6.00USDT

**Buy (EOS/USDT)**   **Sell (EOS/USDT)**

### STEP 5: Choose the lot size

The EOS trading unit can choose the number of lots according to the user's investment situation, and the range can be selected from 1 to 10000 lots. There are real-time contract values and reference margins below.

Market order <sup>?</sup>	Limit order <sup>?</sup>	Stop order <sup>?</sup>
Leverage 50x ▼	Leverage 50x ▼	
Most Favorable Price	Most Favorable Price	
- 100 +	- 100 +	
Set Stop-Limit <input type="checkbox"/>	Set Stop-Limit <input type="checkbox"/>	
Contract value 258.32USDT	Contract value 257.94USDT	
Reference margin 6.00USDT	Reference margin 6.00USDT	
Buy (EOS/USDT)	Sell (EOS/USDT)	

## STEP 6. Set the take profit and stop loss price

Market orders, limit orders and stop orders all need to set a take-profit and stop-loss price. The difference is that market orders are executed immediately at the best current price, while limit orders and stop orders need to be set for the same day or a week.



Market order <sup>?</sup>		Limit order <sup>?</sup>		Stop order <sup>?</sup>	
Leverage 50x ▾		Leverage 50x ▾		Leverage 50x ▾	
Most Favorable Price		Most Favorable Price		Most Favorable Price	
-	100	+	-	100	+
Set Stop-Limit <input checked="" type="checkbox"/>		Set Stop-Limit <input checked="" type="checkbox"/>		Set Stop-Limit <input checked="" type="checkbox"/>	
-	2.5823	+	-	2.7815	+
-	2.7847	+	-	2.5804	+
Contract value 258.70USDT		Contract value 258.32USDT		Contract value 258.32USDT	
Reference margin 6.00USDT		Reference margin 6.00USDT		Reference margin 6.00USDT	
Buy (EOS/USDT)		Sell (EOS/USDT)		Sell (EOS/USDT)	


### STEP 7. Choose price direction: Buy when bullish, Sell when bearish

After setting the basic data information, users can choose to buy (open long) or sell (open short) after entering their ideal price. Note that the price cannot be higher or lower than the highest buying price or lowest selling price of the platform. Click the buy or sell button, and the EOS order is completed.

Market order ? **Limit order** ? Stop order ?

Leverage	50x ▼	Leverage	50x ▼
-	2.5785	+	-
-	100	+	-
Valid period	<input checked="" type="radio"/> Weekly <input type="radio"/> Daily	Valid period	<input checked="" type="radio"/> Weekly <input type="radio"/> Daily
Set Stop-Limit	<input checked="" type="checkbox"/>	Set Stop-Limit	<input checked="" type="checkbox"/>
-	2.5793	+	-
-	2.7813	+	-
-	2.5788	+	-
-	100	+	-
-	2.7822	+	-
-	2.5802	+	-
Contract value	258.05USDT	Contract value	257.68USDT
Reference margin	6.00USDT	Reference margin	6.00USDT
<b>Buy (EOS/USDT)</b>		<b>Sell (EOS/USDT)</b>	

Finally, after the margin trading is completed, it will be displayed at the bottom of the position page; if there is no trading to be executed, it will be displayed at the bottom of the pending order page.

Position	Pending order	Transactions Daily	P&L Daily	<input checked="" type="checkbox"/> All	<input type="checkbox"/> Per	More>>	
Symbol	Position order no	Direction	Amount	Open price(USDT)	Close price(USDT)	F	Opetation
 <p>No record yet!</p>							



[Download App for Android](#)

[Download App for iOS](#)

## BTCC FAQs

### 1.Is BTCC safe?

Since its inception in 2011, BTCC has made it a priority to create a secure space for all of its visitors. Measures consist of things like a robust verification process, two-factor authentication, etc. It is considered one of the most secure markets to buy and sell cryptocurrencies and other digital assets.

### 2.Is it possible for me to invest in BTCC?

Users are encouraged to check if the exchange delivers to their area. Investors in BTCC must be able to deal in US dollars.

### **3.Can I Trade BTCC in the U.S?**

Yes, US-based investors can begin trading on BTCC and access the thriving crypto asset secondary market to buy, sell, and trade cryptocurrencies.

**[Deposit and Receive Up to 3,500 USDT!](#)**  
**[Trade on BTCC Now](#)**

#### **Look More:**

[BTCC Guide-How to Deposit Crypto on BTCC?](#)

[What is Crypto Futures Trading - Beginner's Guide](#)

[What is Leverage in Cryptocurrency? How Can I Trade at 100X Leverage?](#)

[Best Crypto Exchange to Trade with Leverage](#)

[Best High Leverage Crypto Trading Exchange Platform](#)

[Here is a Cryptocurrency Scammer List of 2022](#)

[Free Crypto No Deposit Bonus For Signing Up 2022](#)

[Terra Classic Price Prediction- Will LUNC Hit \\$1?](#)

[Binance Learn and Earn Quiz Answers - LDO, WOO, QI Quiz Answers](#)

[Terra Classic Burn: The Reason Behind LUNC and LUNA Recent Spike](#)