

# Deposit to earn rewards



Sign up and deposit to receive up to **17,500 USDT** in bonuses.  
Exclusive for new users only.

Get it now

## How To Trade Stellar (XLM) Futures On BTCC

Original:

<https://www.btcc.com/en-US/academy/crypto-basics/how-to-trade-stellar-xlm-futures-on-btcc>

XLM (Stellar) is a new payment system, which is similar to Ripple, launched by McCaleb, the original founder of Mt-Gox and Ripple.

The network created by Stellar has the same functions as the Ripple payment network. It is able to transfer any currency through it, including U.S. dollar, euro, RMB, yen and bitcoin. It is easy and fast to process. It relies on Bitcoin blockchain technology. It can connect to 180 currencies in the world within 2-5 seconds, including banks, payment systems and the general public, reducing transaction fees and time delays caused by cross-border payments. The circulating market value of XLM is 3.339 billion, and the current price of XLM is \$0.16. XLM will increase by 203.86% in 2020.

If you want to invest in XLM , in addition to spot trading, you can also buy and sell [XLM margin trading](#) to earn. Compared with spot trading, the advantage of margin trading is that it allows you to earn, it doesn't matter the price of XLM rises or falls. Besides, margin trading allows you to add leverage and trade with little amount of asset.

### What are Stellar (XLM) Futures

A Stellar futures contract is an agreement to buy or sell a certain amount of Stellar (XLM) at a predetermined price at a future date.

Stellar futures markets offers two crucial aspects to cryptocurrency investors:

- Buying XLM futures permits traders to leverage their holdings of Stellar coins (10x to 50x not

uncommon)

- By selling XLM futures, traders can profit from a decline in the XLM price.

Due to the fact that Stellar futures contracts traded on the majority of cryptocurrency exchanges today have no expiration dates, they are also known as Stellar perpetual futures or Stellar perpetual swaps.



[Download App for Android](#)

[Download App for iOS](#)

## How to Long Stellar (XLM) Futures

If you anticipate a future increase in the price of Stellar, you can invest in that increase by purchasing XLM futures. A long XLM futures position is another name for this trading technique.

If you buy a \$100 XLM futures contract, you will effectively “own” \$1,000 worth of Stellar due to the leverage factor of 10x. Warning: If the price of XLM drops more than 10%, you could lose your entire \$1,000 investment.

Suppose XLM is priced at \$0.01 USDT per token. A bullish XLM futures trader opens a long position at that price by purchasing 100,000 XLM futures contracts with 10x leverage.

With a contract size of 1 XLM per contract, the initial margin needed to open this position is:  $100,000 \times \$0.01 / 10 = \$1,000$ . Depending on the performance of the XLM price, the trader might either earn a substantial profit or lose his entire investment.

## Why Trade Stellar (XLM) Futures on BTCC

To trade XLM futures, you can choose BTCC crypto exchange. [BTCC](#) was founded in June 2011 with the goal of making crypto trading reliable and accessible to everyone.



We specialize in crypto futures contract trading, offering perpetual futures contracts. The maximum leverage offered by BTCC for daily futures contracts is 150x. The vast variety of futures offered by BTCC accommodates the trading habits and objectives of both novice and seasoned traders. We offer the USDT-margined futures and Coin-margined futures. Users can trade futures using USDT or cryptos like BTC, ETH, and XRP. And large orders of up to 300 BTC can be executed at the top price levels.

Here are the main advantages of using the BTCC crypto exchange to trade XLM futures:

- Largest variety of futures: Daily and Perpetual futures
- Flexible leverage from 10x to 150x
- Lowest trading fees 0.03%
- Industry-leading market liquidity
- Plenty of campaigns to win exciting rewards

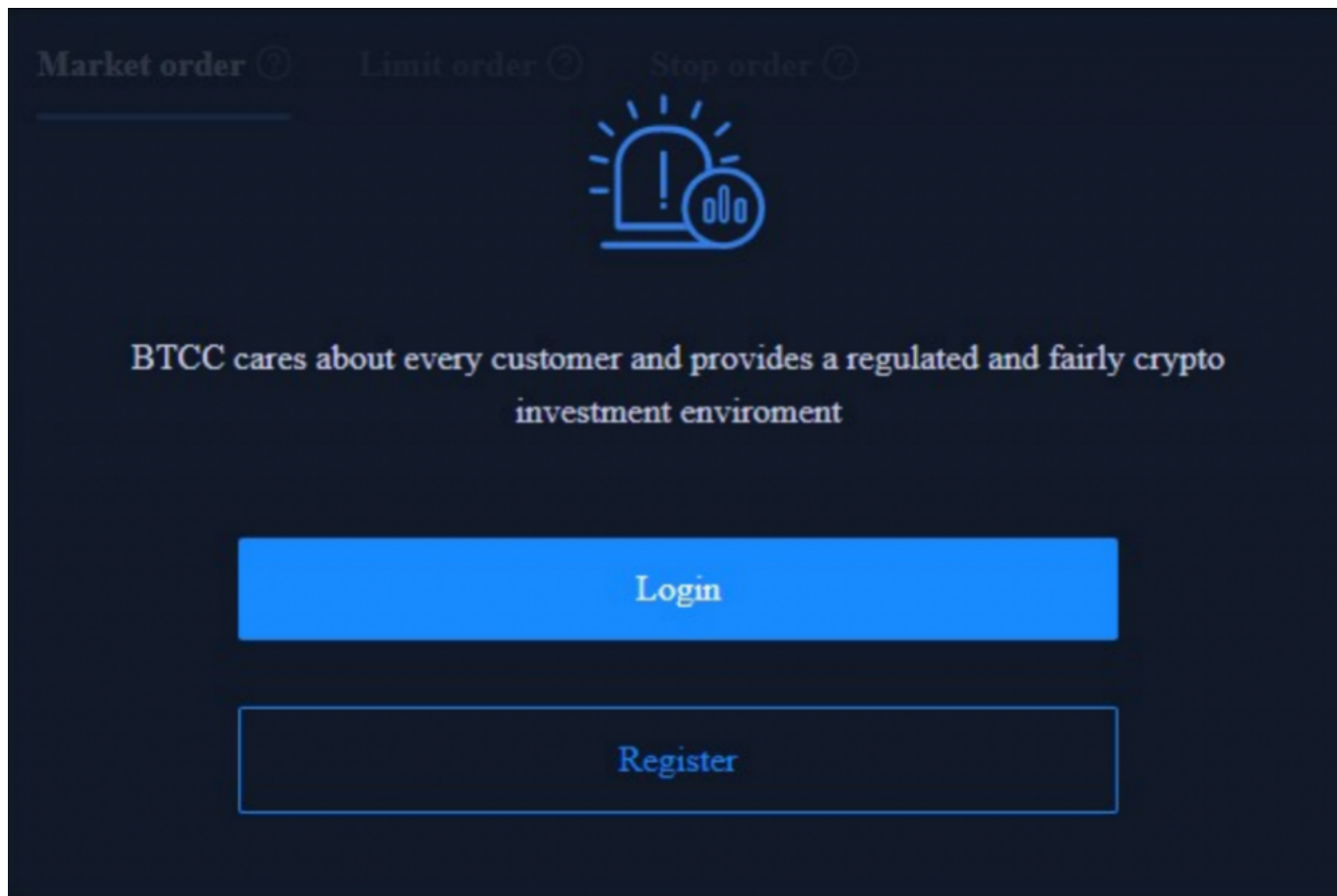


[Download App for Android](#)

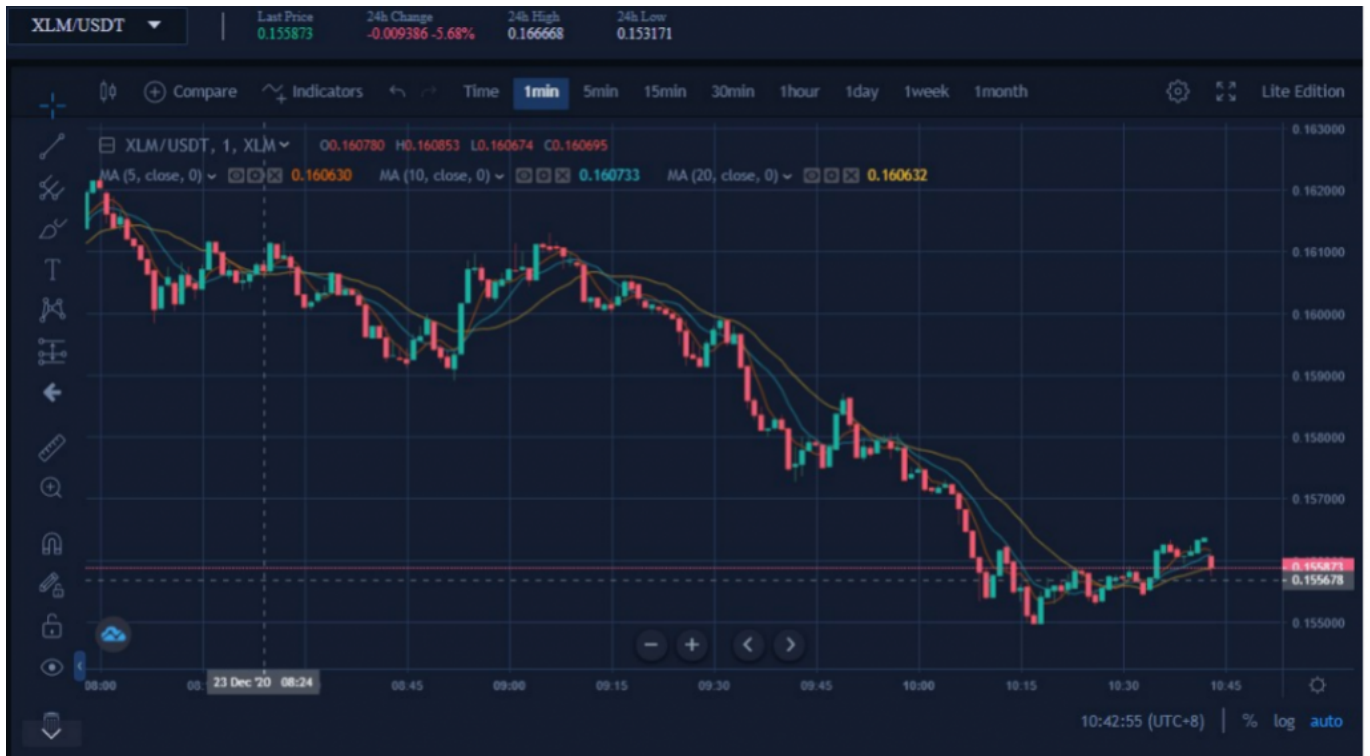
[Download App for iOS](#)

# How To Trade Stellar (XLM) Futures On BTCC

**STEP 1: [Log in btcc.com](https://btcc.com) and click upper right to register**



**STEP 2: Select XLM/USDT perpetual contract**



### STEP 3: Select the BTCC margin trading order type

BTCC margin trading orders are divided into market orders, limit orders and stop loss orders.

Market order ?		Limit order ?		Stop order ?	
Leverage	20x ▼	Leverage	20x ▼		
Most Favorable Price		Most Favorable Price			
-	1000	+		-	1000
Set Stop-Limit <input type="checkbox"/>		Set Stop-Limit <input type="checkbox"/>			
Contract value	189.29USDT	Contract value	188.68USDT		
Reference margin	10.00USDT	Reference margin	10.00USDT		
Buy (ADA/USDT)		Sell (ADA/USDT)			

- Market orders: Users place orders at the best price in the current market to achieve fast trading.
- Limit order: A limit order is used to copy the top/bottom, and refers to a buy/sell price set by the user. After the market reaches the limit price, the margin trading can be executed.
- Stop Order: A stop order is an advanced limit order, and users can customize a buy/sell price. After the market reaches the limit price, the margin trading can be executed.

#### STEP 4: BTCC provies 20x XLM/USDT perpetual contract

Market order <span>?</span>		Limit order <span>?</span>		Stop order <span>?</span>	
Leverage		20x <span>▼</span>	Leverage		20x <span>▼</span>
Most Favorable Price		Most Favorable Price		Most Favorable Price	
-	1000	+	-	1000	+
Set Stop-Limit <input type="checkbox"/>		Set Stop-Limit <input type="checkbox"/>		Set Stop-Limit <input type="checkbox"/>	
Contract value	189.29USDT	Contract value	188.68USDT		
Reference margin	10.00USDT	Reference margin	10.00USDT		
Buy (ADA/USDT)		Sell (ADA/USDT)			

## STEP 5: Choose the lot size

The XLM trading unit at BTCC allow user to choose the number of lots based on their investment situation, and the range can be selected from 1000 to 150000 lots. There are real-time contract values and reference margins below.

Market order <sup>?</sup>		Limit order <sup>?</sup>		Stop order <sup>?</sup>	
Leverage 20x ▼		Leverage 20x ▼		Leverage 20x ▼	
Most Favorable Price		Most Favorable Price		Most Favorable Price	
-	1000	+	-	1000	+
Set Stop-Limit <input type="checkbox"/>		Set Stop-Limit <input type="checkbox"/>		Set Stop-Limit <input type="checkbox"/>	
Contract value	189.29USDT	Contract value	188.68USDT	Contract value	188.68USDT
Reference margin	10.00USDT	Reference margin	10.00USDT	Reference margin	10.00USDT
Buy (ADA/USDT)			Sell (ADA/USDT)		

## STEP 6. Set the take profit and stop loss price

Market orders, limit orders and stop orders all need to set a take-profit and stop-loss price. The difference is that market orders are executed immediately at the best price, while limit orders and stop orders need to be set for the same day or a week.



Market order ?

Limit order ?

Stop order ?

Leverage 20x ▼

Leverage 20x ▼

Most Favorable Price

Most Favorable Price

- 1000 +

- 1000 +

Set Stop-Limit

Set Stop-Limit

- 0.187000 +

- Stop loss +

- 0.192288 +

- Take profit +

Contract value 189.29USDT

Contract value 188.68USDT

Reference margin 10.00USDT

Reference margin 10.00USDT

Buy (ADA/USDT)

Sell (ADA/USDT)

Market order ?
**Limit order** ?
Stop order ?

Leverage <span style="float: right;">20x ▾</span>	Leverage <span style="float: right;">20x ▾</span>
- <span style="margin: 0 20px;">0.138476</span> +	- <span style="margin: 0 20px;">0.138028</span> +
- <span style="margin: 0 20px;">1000</span> +	- <span style="margin: 0 20px;">1000</span> +
Valid period <input checked="" type="radio"/> Weekly <input type="radio"/> Daily	Valid period <input checked="" type="radio"/> Weekly <input type="radio"/> Daily
Set Stop-Limit <input checked="" type="checkbox"/>	Set Stop-Limit <input checked="" type="checkbox"/>
- <span style="margin: 0 20px;">Stop loss</span> +	- <span style="margin: 0 20px;">Stop loss</span> +
- <span style="margin: 0 20px;">Take profit</span> +	- <span style="margin: 0 20px;">Take profit</span> +
Contract value <span style="float: right;">138.53USDT</span>	Contract value <span style="float: right;">137.98USDT</span>
<u>Reference margin</u> <span style="float: right;">10.00USDT</span>	<u>Reference margin</u> <span style="float: right;">10.00USDT</span>
<div style="background-color: #00ff99; padding: 10px 20px; border-radius: 5px; display: inline-block;">Buy (XLM/USDT)</div>	<div style="background-color: #ff6699; padding: 10px 20px; border-radius: 5px; display: inline-block;">Sell (XLM/USDT)</div>

**STEP 7. Choose price direction: Buy when bullish, Sell when bearish**

After setting the basic data information, users can choose to buy (open long) or sell (open short) after entering their ideal price. Note that the price cannot be higher or lower than the highest buying price or lowest selling price of the platform. Click the buy or sell button, and the XLM order is completed.

Currency information Assets cr\*\*\*.com English

Market order Limit order

cr\*\*\*.com  
Identity Authentication: KYC1

Leverage 20x

0.138476

1000

Valid period  Weekly  Daily

Set Stop-Limit

Stop loss +

Take profit +

Contract value 138.53USDT  
Reference margin 10.00USDT

Buy (XLM/USDT)

Account Security  
Identity Authentication  
Transaction Report  
Invite your friends Earn  
Log out


Stop loss +

Take profit +

Contract value 137.98USDT  
Reference margin 10.00USDT

Sell (XLM/USDT)

Finally, after the margin trading is completed, it will be displayed at the bottom of the position page; if there is no trading to be executed, it will be displayed at the bottom of the pending order page.

Position	Pending order	Transactions Daily	P&L Daily	<input checked="" type="checkbox"/> All	<input type="checkbox"/> Per	More>>	
Symbol	Position order no	Direction	Amount	Open price(USDT)	Close price(USDT)	F	Opetation
 <p>No record yet!</p>							

## BTCC FAQs

### 1.Is BTCC safe?

Since its inception in 2011, BTCC has made it a priority to create a secure space for all of its visitors. Measures consist of things like a robust verification process, two-factor authentication, etc. It is considered one of the most secure markets to buy and sell cryptocurrencies and other digital assets.

### 2.Is it possible for me to invest in BTCC?

Users are encouraged to check if the exchange delivers to their area. Investors in BTCC must be able to deal in US dollars.

### 3.Can I Trade BTCC in the U.S?

Yes, US-based investors can begin trading on BTCC and access the thriving crypto asset secondary market to buy, sell, and trade cryptocurrencies.

**[Deposit and Receive Up to 3,500 USDT!](#)**  
**[Trade on BTCC Now](#)**

**Look More:**

[BTCC Guide-How to Deposit Crypto on BTCC?](#)

[What is Crypto Futures Trading - Beginner's Guide](#)

[What is Leverage in Cryptocurrency? How Can I Trade at 100X Leverage?](#)

[Best Crypto Exchange to Trade with Leverage](#)

[Best High Leverage Crypto Trading Exchange Platform](#)

[Here is a Cryptocurrency Scammer List of 2022](#)

[Free Crypto No Deposit Bonus For Signing Up 2022](#)

[Terra Classic Price Prediction- Will LUNC Hit \\$1?](#)

[Binance Learn and Earn Quiz Answers - LDO, WOO, QI Quiz Answers](#)

[Terra Classic Burn: The Reason Behind LUNC and LUNA Recent Spike](#)